



**IDEAL**

**MORE LIGHT - MORE LIVING COMFORT**

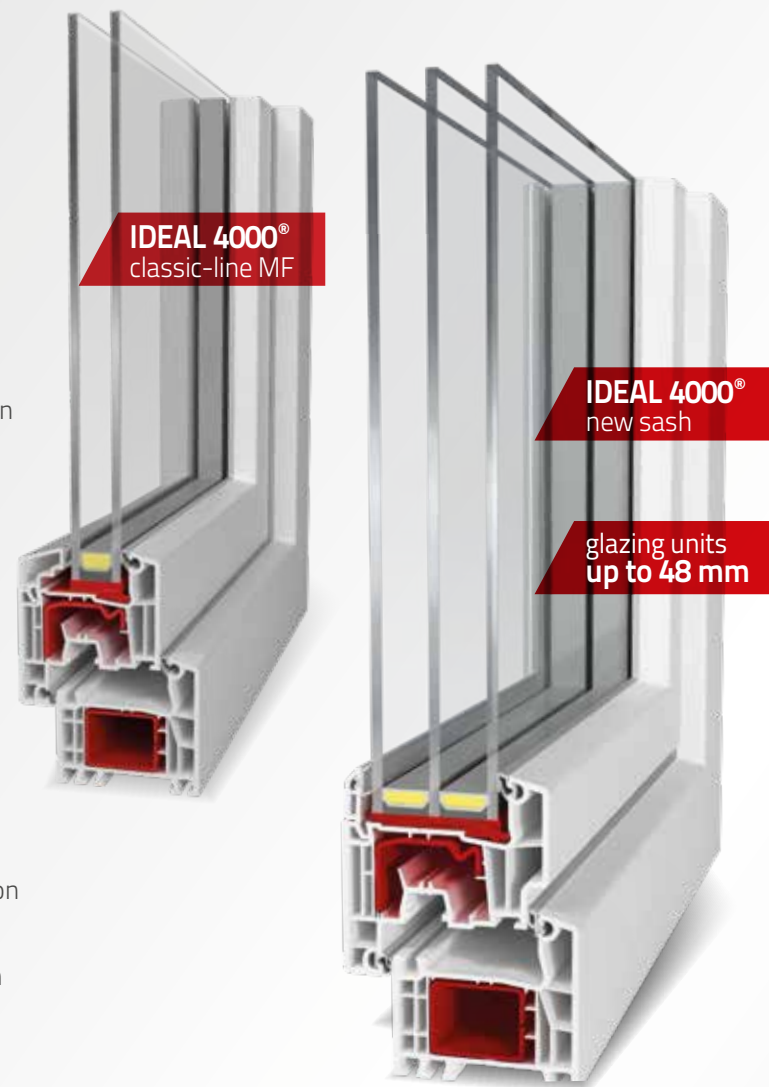


MORE LIGHT, MORE LIVING COMFORT

## IDEAL 4000<sup>®</sup>

profile depth 70/85 mm

- thermal insulation of the standard combination  $U_f = 1.2-1.4 \text{ W/m}^2\text{K}$
- backstop gasket system with two sealing levels
- glazing thickness up to 48 mm
- design variety in the sash (classic-line recessed | soft-line semi-recessed | round-line recessed | round-line semi-recessed)
- tested burglar resistance class RC2
- concealed drainage is possible
- excellent sound insulation up to noise insulation class IV
- 5-6 chamber system as standard combination
- available in numerous decor variations,
- available with aluskin<sup>®</sup> aluminium shells

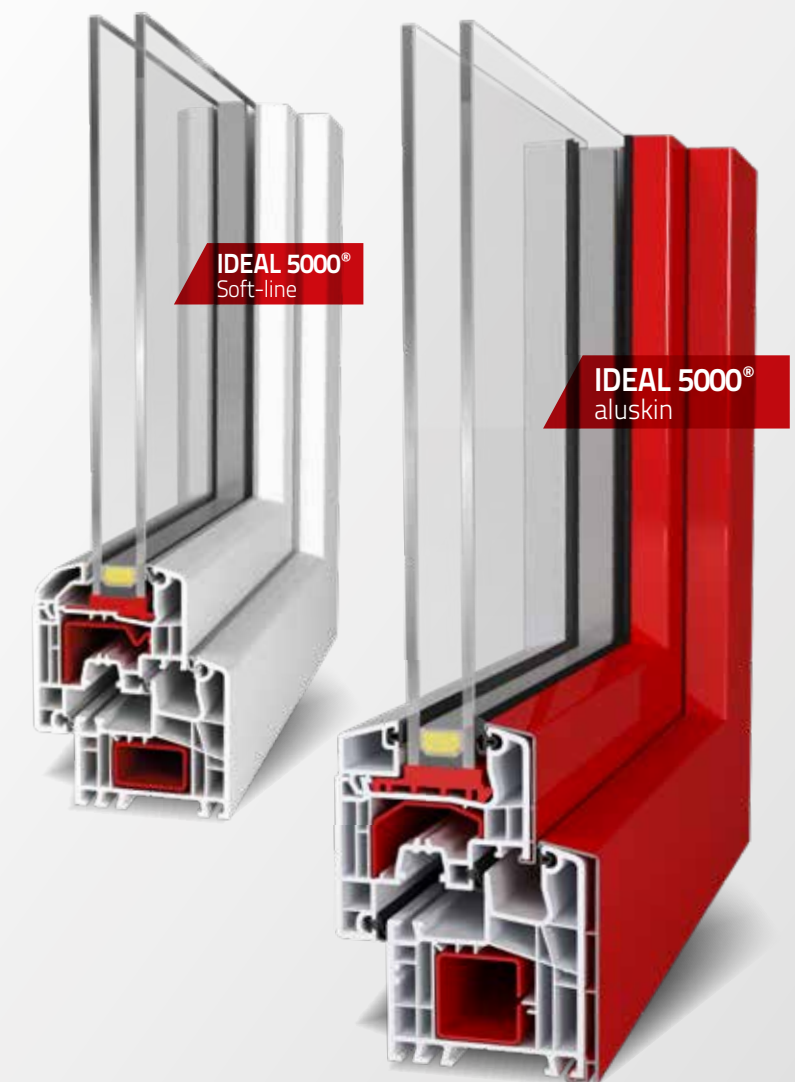


BREAK-IN PROTECTION AND SAFETY

## IDEAL 5000<sup>®</sup>

profile depth 70 mm

- $U_f$  value =  $1.2 \text{ W/m}^2\text{K}$
- centre gasket system with three sealing levels for increased burglar resistance
- glazing thickness up to 41 mm
- design variety in the sash (classic-line recessed | classic-line semi-recessed | soft-line semi-recessed | round-line semi-recessed)
- tested burglar resistance class RC2
- concealed drainage is possible
- excellent sound insulation up to noise insulation class IV
- available in decor variations as well as with aluskin<sup>®</sup> aluminium shells



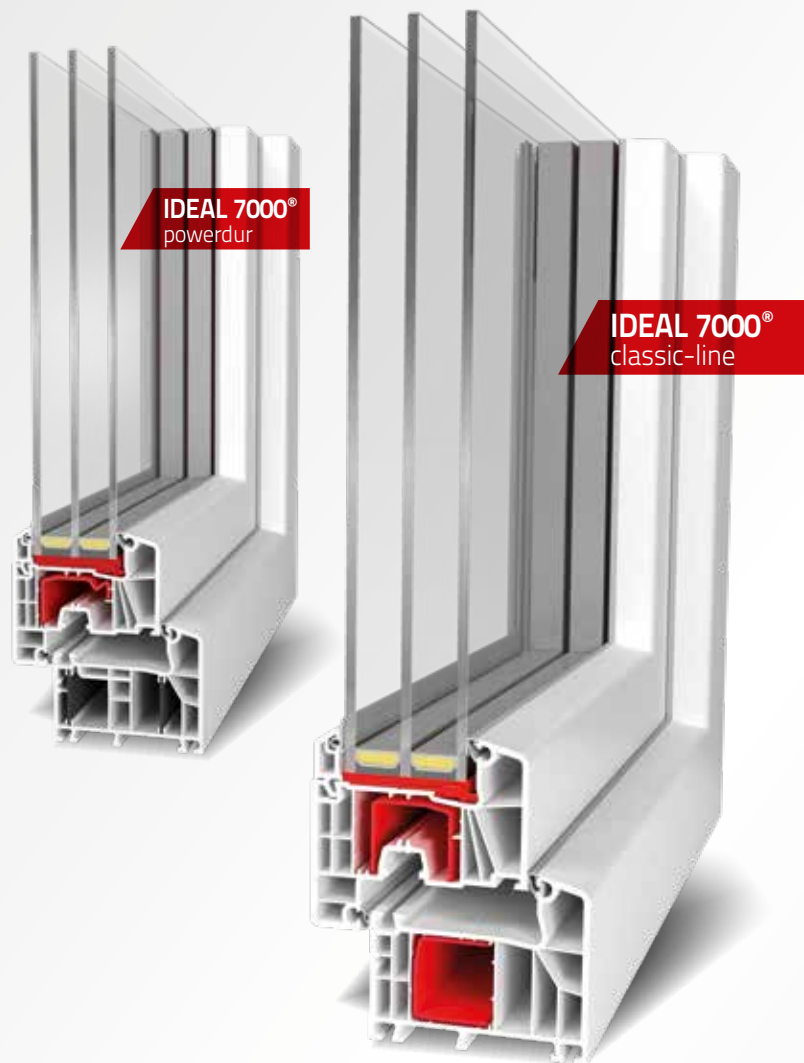




#### ATMOSPHERE AND COSINESS

## IDEAL 7000® profile depth 85 mm

- $U_f$  value = 1.0 - 1.1 W/m<sup>2</sup>K
- backstop gasket system with two sealing levels
- glazing thickness up to 51 mm
- classical sash design (classic-line recessed)
- tested burglar resistance class RC2
- concealed drainage is possible
- excellent sound insulation up to noise insulation class IV
- available in numerous decor variations
- available with aluskin® aluminium shells



#### OPTIMAL THERMAL PARAMETERS

## aluplast Intertec® 85 profile depth 85 mm

- Seven chambers in the frame and six in the sash
- $U_f$  value = 1.0 W/m<sup>2</sup>K
- Glazing thickness up to 51 mm
- classical sash design (classic-line recessed)
- The new, two-chamber construction of the central insulation fin is characterized by high flexibility, thanks to which it reacts dynamically to the wind load that affects the sash. This solution ensures increased protection against wind, rain and better acoustic insulation
- Innovative sash construction allows traditional glazing as well as application of aluplast bonding inside technology
- Slim sash-frame combination featuring 115 mm width for even more light in the interior of the house
- Greater durability of the fittings, operating in the dry chamber, created by the middle insulating fin
- available in numerous decor variations








BEST THERMAL PARAMETERS AND SOOTHING SILENCE

## IDEAL 8000®

profile depth 85 mm

- $U_f$  value up to 1.0 W/m<sup>2</sup>K possible
- centre gasket system with three sealing levels for increased burglar resistance
- glazing thickness in recessed sash up to 51 mm
- glazing thickness in semi-recessed sash up to 59 mm
- design variety in the sash (classic-line recessed | classic-line semi-recessed | round-line recessed)
- tested burglar resistance class RC2
- concealed drainage is possible
- excellent sound insulation up to noise insulation class IV
- available in numerous decor variations
- available with aluskin® aluminium shells



1 SYSTEM - 3 PRODUCTS / BASIC, STANDARD, PREMIUM

## Lift & Slide door

profile depth 85 mm

- improved thermal characteristic: possible  $U_f$  value of 0,95 W/m<sup>2</sup>K
- threshold and guide rails in aluminum or fiberglass version (depending on the module)
- glazing and panel thickness up to 51 mm; optimized for triple and function glazing
- integrated seal: increases process reliability and the quality of the door
- few components for a flexible and fast production
- simplified mounting of aluskin® aluminium skins
- available in numerous decor finishes







## THE ALL-ROUND STAR

# smart-slide

- small construction depth of 70 mm
- $U_f$  value =  $1.3 \text{ W/m}^2\text{K}$
- glazing and panel thickness up to 41 mm possible (single- to triple-glazed)
- modern classic-line design
- concealed hardware technology
- selection of opening schemes: scheme A + C
- available in numerous decor designs
- optional bonding inside (adhesive technology)



CONVENIENT SELF-CLOSING

EXCELLENT SEALING